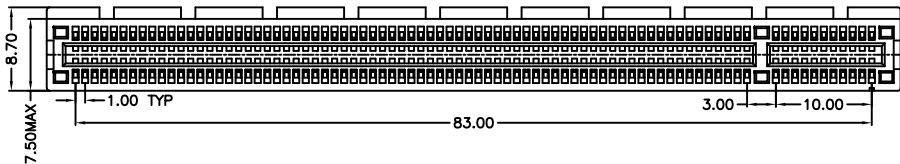
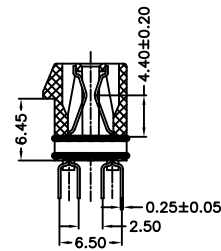
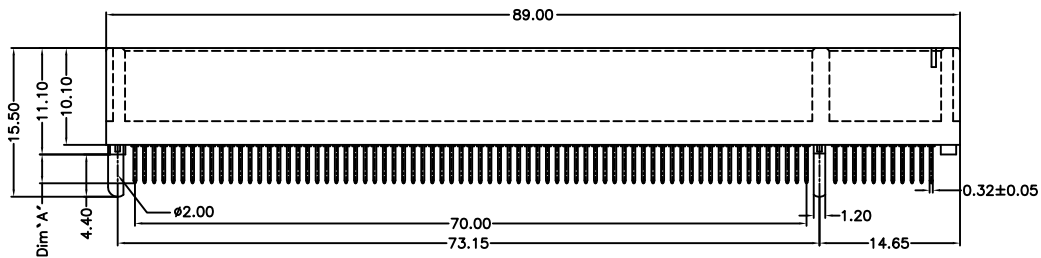


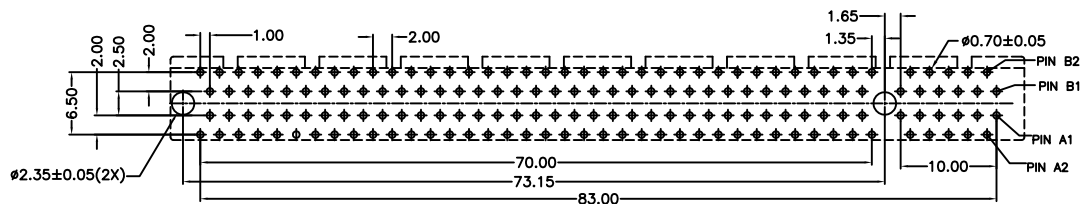
A



B

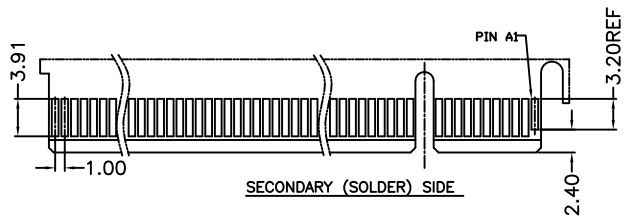


C



P.C.B LAYOUT  
COMPONENT SIDE

D

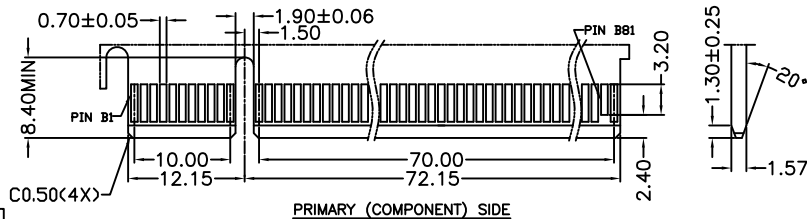


SECONDARY (SOLDER) SIDE

Unit:mm

Part Number	Dim`A`
840PES-164*2***	2.5mm
840PES-164*3***	3.0mm

E



PRIMARY (COMPONENT) SIDE

NOTES:

\*Material

Body: Nylon46/Nylon66, UL 94V-0 Rated.  
 Contacts: Brass  
 Plating: Au plating on contact Area;  
 Sn(100u" Min.) Plating On Solder Tail;  
 Ni(50" Min) Underplating Overall

\*Mechanical:

Insertion Force: 1.15N max per contact pair;  
 Withdrawal Force: 0.15N min per contact pair;  
 Contact Retention Force: 3.43N min per contact;

\*Electrical Specification

Contact Resistance: 30 Milliohms Max.  
 Current Resistance: 1.1 Ampere  
 Insulation Resistance: 1000 Megohms Min, At 500V AC.

\*Environmental



Operating Temperature: -55°c to +105°c

\*How to order:

840PES-164AN41B22U S  
 Series NO. \_\_\_\_\_  
 Number of Contacts \_\_\_\_\_  
 Gold A:>0.8u" D:15u" F:30u"  
 N4:Nylon46 N:Nylon66  
 1:Black 3:White V:Blue  
 B:Brass  
 S:Subtract  
 U:Lead Free  
 H:Halogen Free  
 2:Plastic Posts  
 2:Pin Length 2.5mm  
 3:Pin Length 3.0mm

PROPRIETARY NOTE:

This document contains confidential information and proprietary to Rego Electronics and shall not be reproduced or disclosed to other documents or used for any purpose other than that for which was obtained without the expressed written consent of Rego Electronics.

.X ± 0.35	APPROVED: Chris	 <a href="http://www.rego.com.tw">http://www.rego.com.tw</a>
.XX ± 0.25	CHECKED: Andy	
.XXX ± 0.15	DRAWN: Vic	
X* ± 3*	TITLE: PCI Express 3.0 164 Pins Vertical DIP Type	
	UNITS: mm	SCALE: NONE
	PART NO: 840PES-164AN41B22US	SHEET: 1 OF 1

G	19.1.2021
REV	DATE