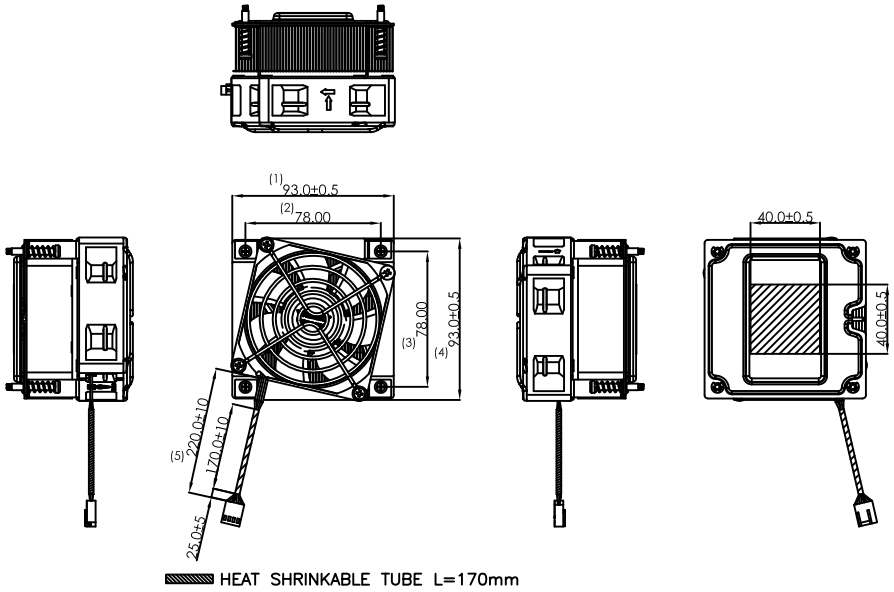

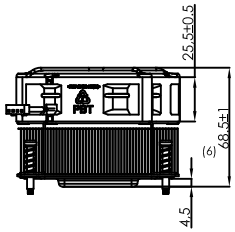

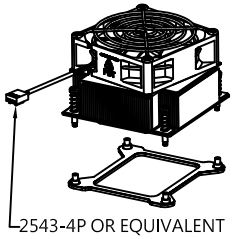

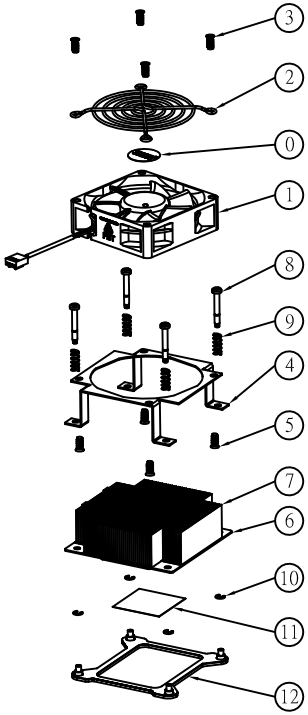

SCALE 4:1



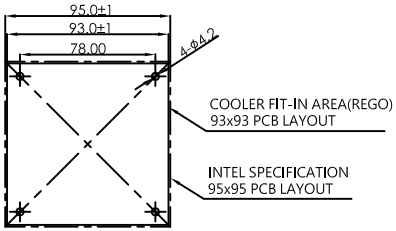

PCB LAYOUT

NOTES:
1.LEAD WIRE: UL1061 AWG#24
Pin1. BLACK WIRE---(-)
Pin2. RED WIRE---(+)
Pin3. WHITE WIRE---(SIGNAL)
Pin4. BLUE WIRE---(PWM INPUT)
2.HOUSING:2543-4P OR EQUIVALENT

NOTES:

NO	PART NAME / NUMBER	DESCRIPTION	PCS
0	RGE-ST001-1	φ24	1
1	SD8025SPT-12EHWB (FPZ)	80x25.5	1
2	G80-18	φ76.5x5.5T	1
3	877TA-00004	D6.4x10L	4
4	1-2000010951	93x93x30.5	1
5	877TA-00004	D6.4x10L	4
6	15-HA000010951	93x91.4x7T	1
7	18-000010951	91.8Wx91.4Lx26.5H	1
8	1-0700010951	D7x30.8L	4
9	1-0600010951	W0.9x0D6.1x16.3Lx6N	4
10	1-0500010951	#3	4
11	1-1200010951	X-23-7783D (φ40x0.15)	1
12	850-BP1700-5	89x89x9.05	1

REGO

PROPRIETARY NOTE
THIS DOCUMENT CONTAINS CONFIDENTIAL INFORMATION AND PROPRIETARY TO REGO ELECTRONICS AND SHALL NOT BE REPRODUCED OR DISCLOSED TO OTHER DOCUMENTS OR USED FOR ANY PURPOSE OTHER THAN THAT FOR WHICH WAS OBTAINED WITHOUT THE EXPRESSED WRITTEN CONSENT OF REGO ELECTRONICS.

PROJECT	APPROVED: CHRIS	MATERIAL: SEE NOTE	DATE: 2021/12/02	.X° ± 3° / .X ± 0.30 / .XX ± 0.20 / .XXX ± 0.10
TITLE: 2U CPU COOLER FOR SOCKET LGA 1700 PROCESSORS	CHECKED: LEVI	FINISH: SEE NOTE	SCALE: 1 : 1	
PART NO: RGD3224VC-002	DRAWN: VIC	UNITS: mm	REV: A	SHEET: 1 OF 1