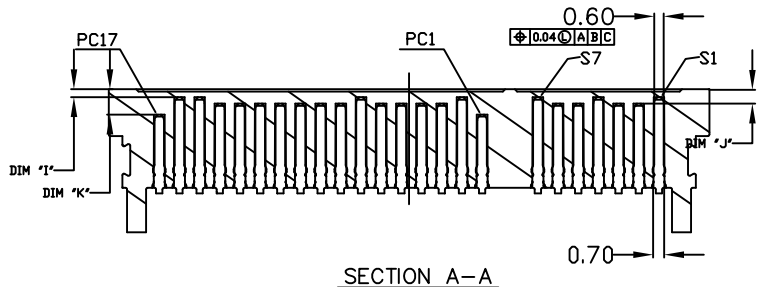

SECTION A–A

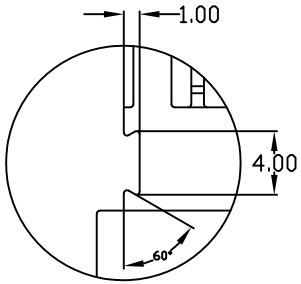

DETAIL C
SHEET 2/1

NOTE:

1) MATERIAL:
   1–1 HOUSING: LCP E471I LCP60% ,Glassfiber 20%,Inorganic filler and other20%,UL 94V–0, BLACK COLOR.
   1–2 CONTACTS: PHOSPHOR BRASS, C2680R–H.

2) PLATING:
   2–1 UNDERPLATE: 1.27μm(50μ") NICKEL.
   2–2 CONTACT AREA: GOLD PLATING IN CONTACT AREA, 0.381μm [15μ"] MIN.
   ⚠ 2–3 SOLDER TAIL AREA: MATTE–TIN IN SOLDERING ZONE, WITH ENTIRE CONTACT UNDERPLATED 3.048μm [120μ"] MIN.

3)PACKAGING:TRAY PACKAGE
4)USING ALL MATERIAL TO ACCORD WITH RoSH CODE.
5)Board Mounting Option: SMT
Insulatior Material: Plastic
Min. Oper Temp.(C): –25°C
Max. Oper Temp.(C): 85°C
Mounting Option(1): SMT
Mounting Option(2): N/A
Terminal Type: Blade On Beam
Voltage Rating (V): 30 V
Current Rating:1.5 Ampere per contact
Current Resistance:30mΩ MAX

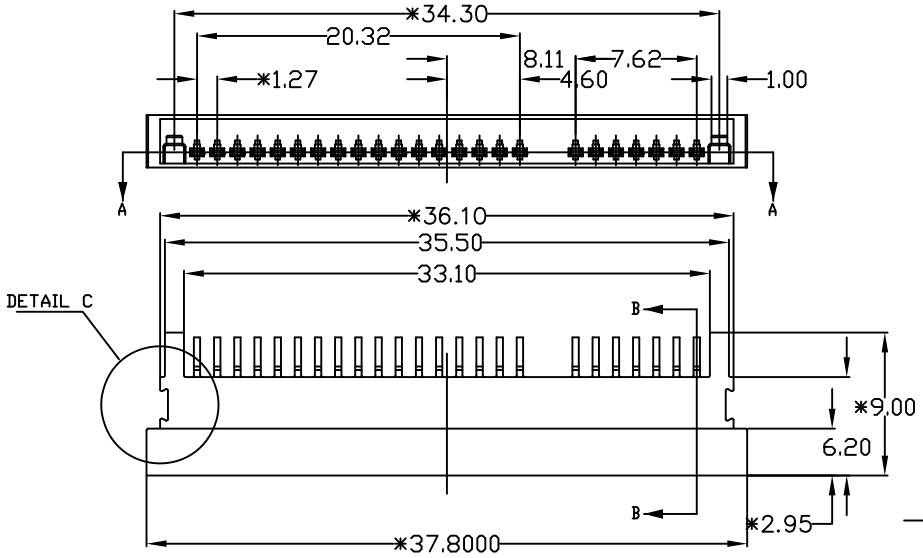

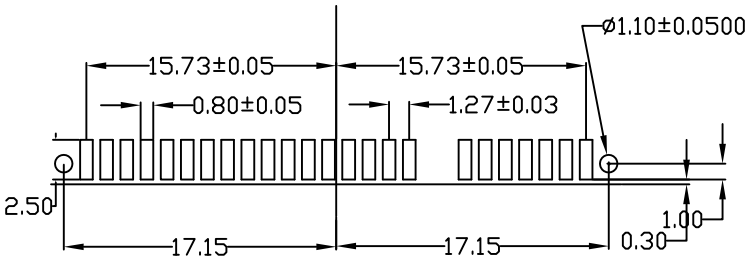

Recommended P.C.B. Layout

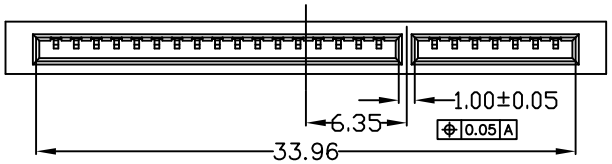

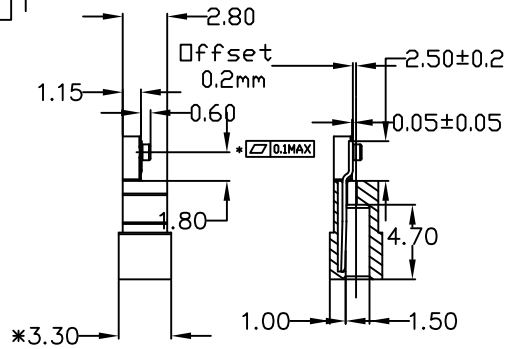

SECTION B–B

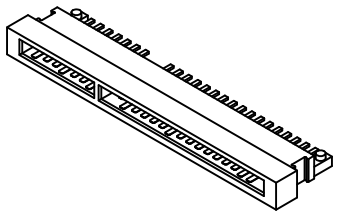

			DIM #		PIN #
			DIM "I"	0.5±0.1	S1,S4,S7,PC2,PC7,PC15,PC16
A	RELEASE	06.24.2014	DIM "J"	0.9±0.1	S2,S3,S5,S6,PC3~PC6,PC8~PC14
REV	DESCRIPTION	DATE	DIM "K"	1.6±0.1	PC1,PC17

PROPRIETARY NOTE:
This document contains confidential information and proprietary to Rego Electronics and shall not be reproduced or disclosed to other documents or used for any purpose other than that for which was obtained without the expressed written consent of Rego Electronics.

.X ± 0.30	APPROVED: Chris	REGO® http://www.rego.com.tw
.XX ± 0.20	CHECKED: Denny	
.XXX± 0.15	DRAWN: Bryan	TITLE:CFast Card Type I Connector
X° ± 3°	UNITS: mm / SCALE: NONE	PART NO:821101–1010130
		SHEET: 1 OF 1