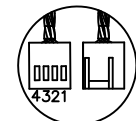


Scale 4:1

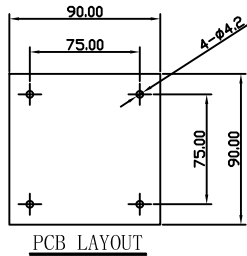




NOTES:

- 1.LEAD WIRE: UL1061 AWG#26
 - Pin1. BLACK WIRE---(-)
 - Pin2. RED WIRE---(+)
 - Pin3. YELLOW WIRE---(FG)
 - Pin4. BLUE WIRE---(PWM)
- 2.HOUSING:2510-4P(白色歪脚)

Notes:

ITEM	DESCRIPTION	MATERIAL	FINISH/COLOR	Qty
0	Label	ELECTROPLATING MATT SILVER POLYESTER FILM LABEL	silver	1
1	Fan Screw	steel	bright nickel	4
2	Fan	engineering plastic	black	1
3	Screw	steel	bright nickel	4
4	Spring	piano wire	nickel	4
5	Heat Sink	AL6063+Copper	Cleaning	1
6	E-ring	steel	nickel	4
7	Grease	X23-7762	gray	1
8	Plate	PBT+30%GF	Black	1



PROPRIETARY NOTE: This document contains confidential information and proprietary to Rego Electronics and shall not be reproduced or disclosed to other documents or used for any purpose other than that for which was obtained without the expressed written consent of Rego Electronics.			
.X ± 0.30	APPROVED:	Chris	 http://www.rego.com.tw
.XX ± 0.20	CHECKED:	Levi	
.XXX ± 0.15	DRAWN:	Vic	
X* ± 3'	UNITS:	SCALE:	TITLE: 2U CPU COOLER FOR INTEL 115X PROCESSORS PART NO: RG3229-45 SHEET: 1 of 1
	mm	NONE	