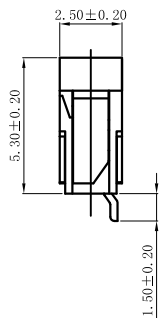
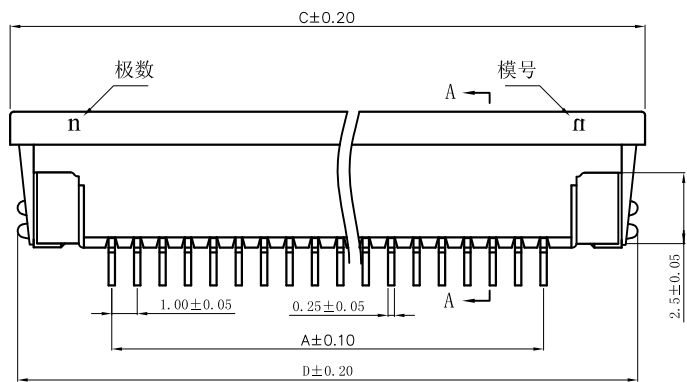


1 2 3 4 5 6 7 8 9 10

A



Notes:

Housing : Thermalplastic LCP , UL 94V-0

Cover : Thermalplastic LCP , UL 94V-0

Contact : Phosphor bronze

Tin plated, Nickel over all

Fitting nail : Phosphor bronze

Tin plated, Nickel over all

Part No. :

697-FPC10LSN-xxxL

L: Low Pb

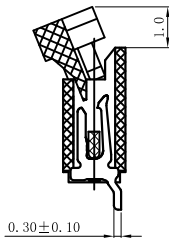
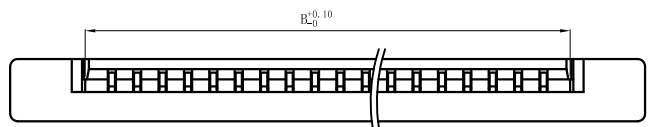
T: Tube R: Reel(1500pcs/Reel)

No. Of Contacts

Series

B

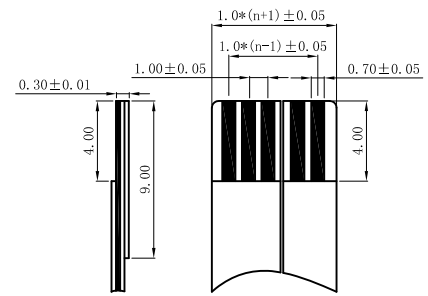
C



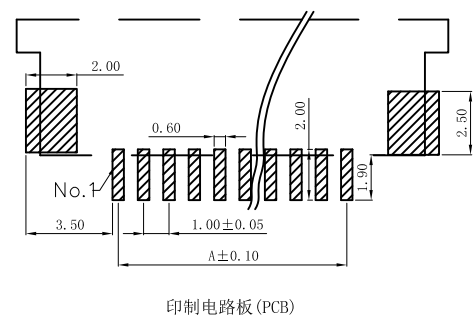
A--A

D

No. of Contacts	DIM. A	DIM. B	DIM. C	DIM. D
04	3.00	5.30	11.10	10.10
05	4.00	6.30	12.10	11.10
06	5.00	7.30	13.10	12.10
07	6.00	8.30	14.10	13.10
08	7.00	9.30	15.10	14.10
09	8.00	10.30	16.10	15.10
10	9.00	11.30	17.10	16.10
11	10.00	12.30	18.10	17.10
12	11.00	13.30	19.10	18.10
13	12.00	14.30	20.10	19.10
14	13.00	15.30	21.10	20.10
15	14.00	16.30	22.10	21.10
16	15.00	17.30	23.10	22.10
17	16.00	18.30	24.10	23.10
18	17.00	19.30	25.10	24.10
19	18.00	20.30	26.10	25.10
20	19.00	21.30	27.10	26.10
21	20.00	22.30	28.10	27.10
22	21.00	23.30	29.10	28.10
23	22.00	24.30	30.10	29.10
24	23.00	25.30	31.10	30.10
25	24.00	26.30	32.10	31.10
26	25.00	27.30	33.10	32.10
27	26.00	28.30	34.10	33.10
28	27.00	29.30	35.10	34.10
29	28.00	30.30	36.10	35.10
30	29.00	31.30	37.10	36.10
31	30.00	32.30	38.10	37.10
32	31.00	33.30	39.10	38.10
33	32.00	34.30	40.10	39.10
34	33.00	35.30	41.10	40.10
35	34.00	36.30	42.10	41.10



E



印制电路板 (PCB)

PROPRIETARY NOTE:

This document contains confidential information and proprietary to Rego Electronics and shall not be reproduced or disclosed to other documents or used for any purpose other than that for which was obtained without the expressed written consent of Rego Electronics.

.X ± 0.30

APPROVED: Chris

.XX ± 0.20

CHECKED: Denny

.XXX ± 0.15

DRAWN: Bryan

X° ± 3°

UNITS: mm

SCALE: NONE



TITLE: 1.0mm FPC-FFC Push pull Lower contact 2.5h Connector

PART NO: 697-FPC10LSN-xxxL

SHEET: 1 OF 1

F

A	22.5.2017
REV	DATE

1 2 3 4 5 6 7 8 9 10