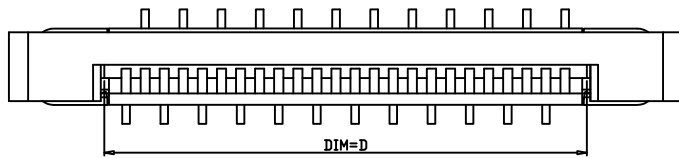
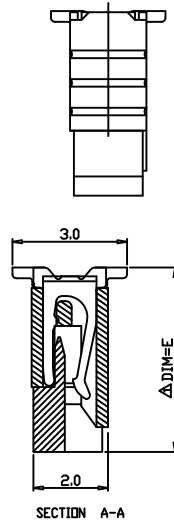
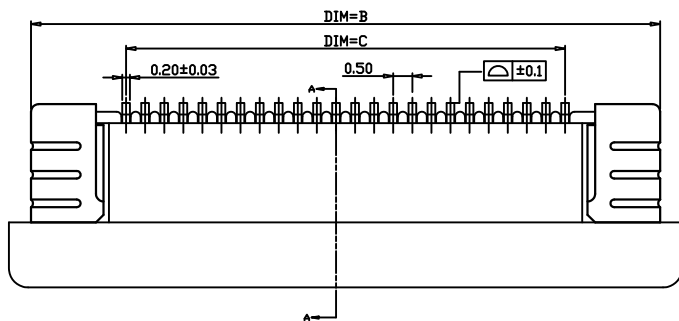
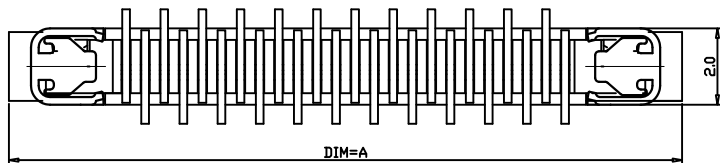
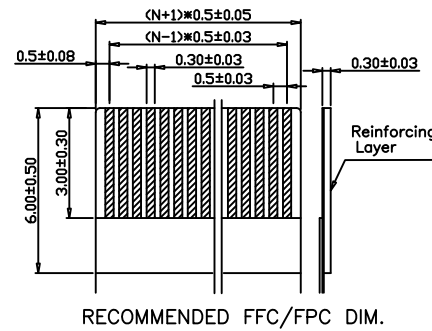
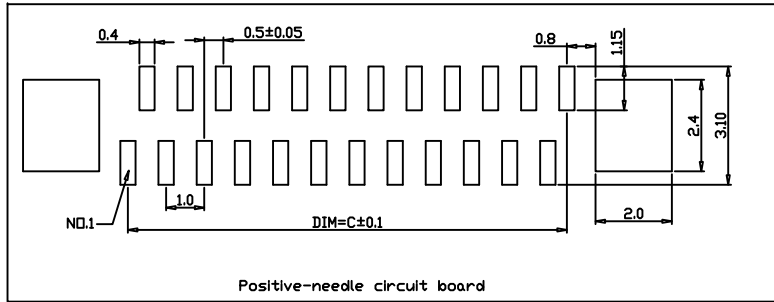


Electrical Characteristics:
 Current rating: 0.4A AC/DC
 Voltage rating: 50V AC/DC
 Temperature range: -25°C~+85°C
 Withstand Voltage: 200V AC/Minute
 Contact Resistance: ≤ 20mΩ
 Insulation resistance: ≥ 500mΩ
 Relative Humidity: 93%+40°C
 Material Description:

Terminal: Phosphor Bronze Tin-Leadplated
 Fitting Nail: Brass Tin-plated
 Housing: Thermoplastic(UL94V-0)
 Slider: Thermoplastic(UL94V-0)



★ Available Number of Contacts

POS.	A	B	C	D	E
★ 4	7.6	6.5	1.5	2.6	4.4
★ 5	8.1	7.0	2.0	3.1	
★ 6	8.6	7.5	2.5	3.6	
★ 7	9.1	8.0	3.0	4.1	
★ 8	9.6	8.5	3.5	4.6	
★ 9	10.1	9.0	4.0	5.1	
★ 10	10.6	9.5	4.5	5.6	
★ 11	11.1	10.0	5.0	6.1	
★ 12	11.6	10.5	5.5	6.6	
★ 13	12.1	11.0	6.0	7.1	
★ 14	12.6	11.5	6.5	7.6	
★ 15	13.1	12.0	7.0	8.1	
★ 16	13.6	12.5	7.5	8.6	
★ 17	14.1	13.0	8.0	9.1	
★ 18	14.6	13.5	8.5	9.6	
★ 19	15.1	14.0	9.0	10.1	
★ 20	15.6	14.5	9.5	10.6	
★ 21	16.1	15.0	10.0	11.1	
★ 22	16.6	15.5	10.5	11.6	

POS.	A	B	C	D	E
★ 23	17.1	16.0	11.0	12.1	4.4
★ 24	17.6	16.5	11.5	12.6	
★ 25	18.1	17.0	12.0	13.1	
★ 26	18.6	17.5	12.5	13.6	
★ 27	19.1	18.0	13.0	14.1	
★ 28	19.6	18.5	13.5	14.6	
★ 29	20.1	19.0	14.0	15.1	
★ 30	20.6	19.5	14.5	15.6	
★ 31	21.1	20.0	15.0	16.1	
★ 32	21.6	20.5	15.5	16.6	
★ 33	22.1	21.0	16.0	17.1	
★ 34	22.6	21.5	16.5	17.6	
★ 35	23.1	22.0	17.0	18.1	
★ 36	23.6	22.5	17.5	18.6	
★ 37	24.1	23.0	18.0	19.1	
★ 38	24.6	23.5	18.5	19.6	
★ 39	25.1	24.0	19.0	20.1	
★ 40	25.6	24.5	19.5	20.6	
★ 41	26.1	25.0	20.0	21.1	

POS.	A	B	C	D	E
★ 42	26.6	25.5	20.5	21.6	4.9
★ 43	27.1	26.0	21.0	22.1	
★ 44	27.6	26.5	21.5	22.6	
★ 45	28.1	27.0	22.0	23.1	
★ 46	28.6	27.5	22.5	23.6	
★ 47	29.1	28.0	23.0	24.1	
★ 48	29.6	28.5	23.5	24.6	
★ 49	30.1	29.0	24.0	25.1	
★ 50	30.6	29.5	24.5	25.6	
★ 51	31.1	30.0	25.0	26.1	
★ 52	31.6	30.5	25.5	26.6	
★ 53	32.1	31.0	26.0	27.1	
★ 54	32.6	31.5	26.5	27.6	
★ 55	33.1	32.0	27.0	28.1	
★ 56	33.6	32.5	27.5	28.6	
★ 57	34.1	33.0	28.0	29.1	
★ 58	34.6	33.5	28.5	29.6	
★ 59	35.1	34.0	29.0	30.1	
★ 60	35.6	34.5	29.5	30.6	

ORDER INFORMATION

697-FPC05SASN- X X X L

SASN Type ———— LOW Pb

NO. of Contact

Package Code
 T: Tube
 R: Tape & Reel

PROPRIETARY NOTE:

This document contains confidential information and proprietary to Rego Electronics and shall not be reproduced or disclosed to other documents or used for any purpose other than that for which was obtained without the expressed written consent of Rego Electronics.

.X ± 0.30	APPROVED: Chris
.XX ± 0.20	CHECKED: Denny
.XXX ± 0.15	DRAWN: Bryan
X* ± 3°	
UNITS: mm	SCALE: NONE



TITLE: FPC VERTICAL TYPE A CONNECTOR

PART NO: 697-FPC05SASN-xxRL

SHEET: 1 OF 1

A	19.12.2016
REV	DATE