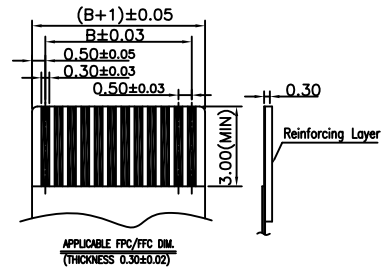
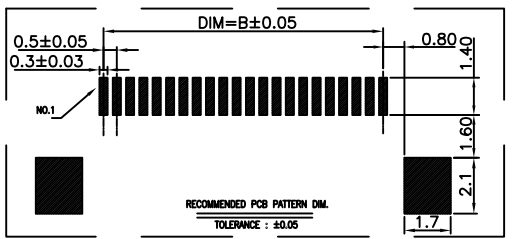
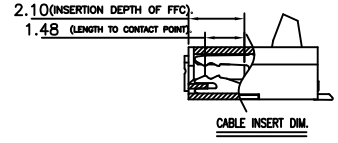
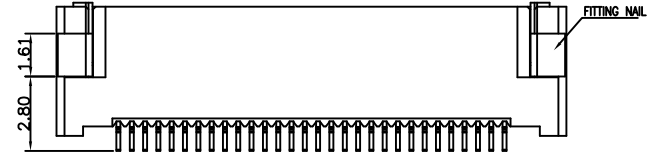
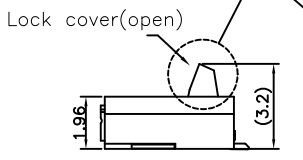
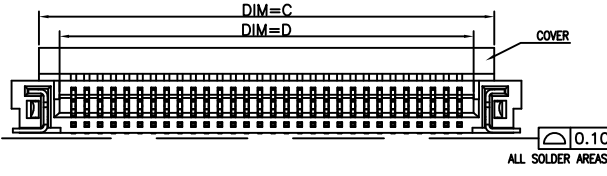
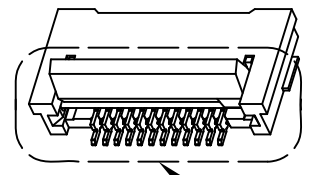
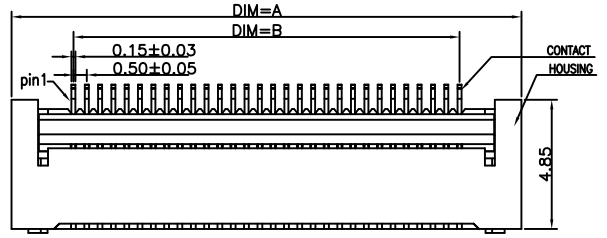


A
B
C
D
E
F



NOTES:

- HUOSINGT: HIGH-TEMP THERMOPLASTIC UL94V-0 COLOR:BEIGE
- COVER: HIGH-TEMP THERMOPLASTIC UL94V-0 COLOR:BEIGE
- TERMINAL:PHOSPHOR BRONZE
PLATING:GOLD FLASH AND MATTE-TIN OR TIN (LEAD FREE)
- FITTING NAIL:BRASS
PLATING:MATTE-TIN OR TIN (LEAD FREE)

Warning :

- The lock covers are kept on the "open" status when the connectors are packed in tape & reel package.
- Do not press down the lock cover if there is no any Flexible Print Circuit or Flexible Flat Cable inserted properly.
If not, it will appear the deformed contact.



PIN	DIM=A	DIM=B	DIM=C	DIM=D	PIN	DIM=A	DIM=B	DIM=C	DIM=D
4P	6.15	1.50	2.55	4.10	33P	20.65	16.00	17.05	18.60
5P	6.65	2.00	3.05	4.60	34P	21.15	16.50	17.55	19.10
6P	7.15	2.50	3.55	5.10	35P	21.65	17.00	18.05	19.60
7P	7.65	3.00	4.05	5.60	36P	22.15	17.50	18.55	20.10
8P	8.15	3.50	4.55	6.10	37P	22.65	18.00	19.05	20.60
9P	8.65	4.00	5.05	6.60	38P	23.15	18.50	19.55	21.10
10P	9.15	4.50	5.55	7.10	39P	23.65	19.00	20.05	21.60
11P	9.65	5.00	6.05	7.60	40P	24.15	19.50	20.55	22.10
12P	10.15	5.50	6.55	8.10	41P	24.65	20.00	21.05	22.60
13P	10.65	6.00	7.05	8.60	42P	25.15	20.50	21.55	23.10
14P	11.15	6.50	7.55	9.10	43P	25.65	21.00	22.05	23.60
15P	11.65	7.00	8.05	9.60	44P	26.15	21.50	22.55	24.10
16P	12.15	7.50	8.55	10.10	45P	26.65	22.00	23.05	24.60
17P	12.65	8.00	9.05	10.60	46P	27.15	22.50	23.55	25.10
18P	13.15	8.50	9.55	11.10	47P	27.65	23.00	24.05	25.60
19P	13.65	9.00	10.05	11.60	48P	28.15	23.50	24.55	26.10
20P	14.15	9.50	10.55	12.10	49P	28.65	24.00	25.05	26.60
21P	14.65	10.00	11.05	12.60	50P	29.15	24.50	25.55	27.10
22P	15.15	10.50	11.55	13.10	51P	29.65	25.00	26.05	27.60
23P	15.65	11.00	12.05	13.60	52P	30.15	25.50	26.55	28.10
24P	16.15	11.50	12.55	14.10	53P	30.65	26.00	27.05	28.60
25P	16.65	12.00	13.05	14.60	54P	31.15	26.50	27.55	29.10
26P	17.15	12.50	13.55	15.10	55P	31.65	27.00	28.05	29.60
27P	17.65	13.00	14.05	15.60	56P	32.15	27.50	28.55	30.10
28P	18.15	13.50	14.55	16.10	57P	32.65	28.00	29.05	30.60
29P	18.65	14.00	15.05	16.60	58P	33.15	28.50	29.55	31.10
30P	19.15	14.50	15.55	17.10	59P	33.65	29.00	30.05	31.60
31P	19.65	15.00	16.05	17.60	60P	34.15	29.50	30.55	32.10
32P	20.15	15.50	16.55	18.10	61P	34.65	30.00	31.05	32.60

■ PART NO.
697-FPC05PSSN-H20-XX R L

- R: Reel
- No. Of Contacts : 04 ~ 61 pin
- Height 1.96 mm
- Series

PROPRIETARY NOTE:

This document contains confidential information and proprietary to Rego Electronics and shall not be reproduced or disclosed to other documents or used for any purpose other than that for which was obtained without the expressed written consent of Rego Electronics.

.X ± 0.30	APPROVED: Chris	 http://www.rego.com.tw
.XX ± 0.20	CHECKED: Denny	
.XXX ± 0.15	DRAWN: Bryan	
X* ± 3'		TITLE: FPC Connector 0.5mm Pitch Double Side Contact Rear Press Type
	UNITS: mm	SCALE: NONE
		PART NO: 697-FPC05PSSN-H20-xxRL
		SHEET: 1 of 1

A	09.03.2015
REV	DATE